

A RESOLUTION ACCEPTING THE ABSTRACT OF VOTES REGARDING THE BALLOTS CAST IN THE STATE OF OREGON GENERAL ELECTION HELD TUESDAY, NOVEMBER 3, 1998.

WHEREAS, the Abstract of Votes prepared by Steve Druckenmiller, the duly elected, qualified County Clerk of the County of Linn, State of Oregon; as to the ballots cast in the Linn County election, held Tuesday, November 3, 1998, regarding the duly elected officers of the City of Albany; and

WHEREAS, the Abstract of Votes prepared by James Morales, the duly appointed, qualified Manager of Recording and Elections of the County of Benton, State of Oregon; as to the ballots cast in the Benton County election, held Tuesday, November 3, 1998, regarding the duly elected officers of the City of Albany; and

NOW, THEREFORE, BE IT RESOLVED that the same is hereby accepted.

TOTAL CERTIFIED

Mayor: Two-year term beginning January 1, 1999, and ending December 31, 2000.


	<u>Linn County</u>	<u>Benton County</u>	<u>Total Votes</u>	
Charles (Chuck) McLaran	6,894	1,428	8,322	Elected

Councilor: Four-year term beginning January 1, 1999, and ending December 31, 2002.

<u>Ward I</u>				
Richard Olsen	975	706	1,681	Elected
Kent Hickam	774	706	1,480	
<u>Ward II</u>				
Ralph Reid, Jr.	2,002			Elected
<u>Ward III</u>				
(Diane) Sue Johnston	1,704			Elected
Wayne Fisk	1,617			

BE IT FURTHER RESOLVED the City Recorder is hereby directed to issue Certificates of Election to the above elected candidates.

DATED THIS 2 DAY OF DECEMBER 1998.


 Mayor

ATTEST:


 City Recorder

CITY OF ALBANY MAYOR

NON PARTISAN Votes Percent

		CHARLES (CHUCK	OVER VOTES	UNDER VOTES	
1	A	253	66.40	128	33.60
3	A	205	63.27	119	36.73
5	A	240	67.42	116	32.58
8	A	226	68.28	105	31.72
11	A	207	63.50	119	36.50
14	A	290	63.46	167	36.54
15	A	225	67.57	108	32.43
16	A	206	64.78	112	35.22
18	A	413	64.03	232	35.97
48	A	369	67.71	176	32.29
84	A	259	63.64	148	36.36
89	A	319	71.21	129	28.79
91	A	248	61.39	156	38.61
92	A	387	68.01	182	31.99
93	A	223	60.76	144	39.24
94	A	265	65.59	139	34.41
95	A	309	68.36	143	31.64
96	A	432	69.90	186	30.10
100	A	440	68.01	207	31.99
102	A	384	67.02	189	32.98
105	A	259	64.59	142	35.41
106	A	317	70.60	132	29.40
107	A	418	63.24	243	36.76
		6894	66.19	3522	33.81

Registered Voters: 18971

Ballots Received: 10416 54.90

I hereby certify this copy to be a true, full and correct copy of the original now on record in my office.
STEVE DRUCKENMILLER

County Clerk

Deputy

[Signature]
11-16-98

Total Precincts

Percent Completed

85

85

100.00 %

Albany Abstract Report

GENERAL ELECTION

11/03/98

Benton County, OR

16/98 4:37:57PM Page: 1

Race Name ALBANY CITY MAYOR

Precinct	Candidate	Votes	Percent
80 PCT. 164			
	CHARLES (CHUCK) MCLARAN	370	67.89 %
	Write Ins	9	1.65 %
	Total	379	
	Under Votes	165	30.28 %
	Over Votes	1	0.18 %
	Total Votes Cast	545	
81 PCT. 165			
	CHARLES (CHUCK) MCLARAN	488	69.22 %
	Write Ins	11	1.56 %
	Total	499	
	Under Votes	206	29.22 %
	Over Votes	0	0.00 %
	Total Votes Cast	705	
82 PCT. 166			
	CHARLES (CHUCK) MCLARAN	570	63.62 %
	Write Ins	15	1.67 %
	Total	585	
	Under Votes	311	34.71 %
	Over Votes	0	0.00 %
	Total Votes Cast	896	

CITY OF ALBANY COUNCILMAN W1

NON PARTISAN Votes Percent

		RICHARD OLSEN	KENT HICKAM	OVER VOTES	UNDER VOTES		
1	A	173 45.41	119 31.23	3 .79	86 22.57		
3	A	168 51.85	82 25.31	2 .62	72 22.22		
5	A	170 47.75	87 24.44	4 1.12	95 26.69		
11	A	140 42.94	99 30.37	4 1.23	83 25.46		
16	A	133 41.82	98 30.82	4 1.26	83 26.10		
96	A	191 30.91	289 46.76	4 .65	134 21.68		
		975 41.97	774 33.32	21 .90	553 23.81		
		Registered Voters:	4103	Ballots Received:	2323	56.62	

I hereby certify this copy to be a true, full and correct copy of the original now on record in my office.
 STEVE DRUCKENMILLER
 County Clerk
 Deputy
 11-16-98

10
11
12
13
14
15
16
17
18
19
20
21
22
23
24
25
26
27
28
29
30
31
32
33
34
35
36
37
38
39
40
41
42
43
44

Albany Abstract Report

GENERAL ELECTION

11/03/98

Benton County, OR

11/16/98 4:37:57PM Page: 2

Race Name

ALBANY CITY COUNCIL WARD 1

District	Candidate	Votes	Percent
80 PCT. 164	RICHARD OLSEN	177	32.48 %
	KENT HICKAM	196	35.96 %
	Write Ins	2	0.37 %
	Total	375	
	Under Votes	170	31.19 %
	Over Votes	0	0.00 %
	Total Votes Cast	545	
81 PCT. 165	RICHARD OLSEN	244	34.61 %
	KENT HICKAM	208	29.50 %
	Write Ins	5	0.71 %
	Total	457	
	Under Votes	248	35.18 %
	Over Votes	0	0.00 %
	Total Votes Cast	705	
82 PCT. 166	RICHARD OLSEN	285	31.81 %
	KENT HICKAM	302	33.71 %
	Write Ins	4	0.45 %
	Total	591	
	Under Votes	304	33.93 %
	Over Votes	1	0.11 %
	Total Votes Cast	896	


CITY OF ALBANY COUNCILMAN W2

NON PARTISAN Votes Percent

		RALPH REID, JR	OVER VOTES	UNDER VOTES	
14	A	266	58.21	191	41.79
15	A	194	58.26	139	41.74
18	A	357	55.35	288	44.65
84	A	224	55.04	183	44.96
91	A	225	55.69	179	44.31
94	A	244	60.40	160	39.60
105	A	223	55.61	178	44.39
106	A	269	59.91	180	40.09
		2002	57.20	1498	42.80

Registered Voters: 7019 Ballots Received: 3500 49.86

I hereby certify this copy to be a true,
 full and correct copy of the original now
 on record in my office
 STEVE DRUCKENMILLER


 County Clerk
 Deputy
 11-17-98


3
4
5
6
7
8
9
10
11
12
13
14
15
16
17
18
19
20
21
22
23
24
25
26
27
28
29
30
31
32
33
34
35
36
37
38
39
40
41
42
43
44
45

CITY OF ALBANY COUNCILMAN W3

NON PARTISAN Votes Percent

		(DIANE) SUE JO	WAYNE FISK	OVER VOTES	UNDER VOTES
8	A	135 40.79	132 39.88	4 1.21	60 18.13
48	A	200 36.70	146 26.79	10 1.83	189 34.68
89	A	165 36.83	165 36.83	5 1.12	113 25.22
92	A	216 37.96	190 33.39	11 1.93	152 26.71
93	A	137 37.33	117 31.88	6 1.63	107 29.16
95	A	173 38.27	163 36.06	11 2.43	105 23.23
100	A	223 34.47	243 37.56	6 .93	175 27.05
102	A	231 40.31	217 37.87	5 .87	120 20.94
107	A	224 33.89	244 36.91	1 .15	192 29.05
		1704 37.10	1617 35.21	59 1.28	1213 26.41
		Registered Voters: 7849	Ballots Received: 4593	58.52	

I hereby certify this copy to be a true, full and correct copy of the original now on record in my office.
 STEVE DRUCKENMILLER


 County Clerk
 Deputy
 11-16-98