

RESOLUTION NO. 2439

A RESOLUTION CERTIFYING the long range fiscal projection for the City of Albany.

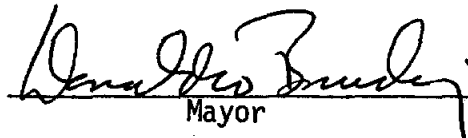
WHEREAS, the City of Albany has elected to receive State Revenue Sharing funds per Ordinance No. 4582.

WHEREAS, State Revenue Sharing Law, ORS. 471.180, required cities to file a long range revenue and expenditure projection with the Executive Department each year.

NOW THEREFORE, BE IT RESOLVED, by the Council of the City of Albany that the attached report is hereby approved as a realistic projection of the City of Albany's revenues and expenditures for fiscal year 1984-85 through 1988-89 and,

BE IT FURTHER RESOLVED that this report is the City of Albany's best projection only, and is not binding on the City.

DATED this 28th day of December, 1983.




Mayor

ATTEST:



City Recorder




RETURN TO: Intergovernmental Relations Division
 155 Cottage Street N.E.
 Salem, Oregon 97310

LONG-RANGE FISCAL PROJECTION
 Cities over 10,000 Population

Estimated Revenues and Expenditures in compliance with ORS 221.780(2)

REVENUES	FY 84-85	FY 85-86	FY 86-87	FY 87-88	FY 88-89
Property Taxes	4,075	4,320	4,579	4,854	5,145
Taxes other than Property	986	1,035	1,140	1,209	1,280
Fees, Licenses, Permits	850	930	1,013	1,074	1,140
Utility Revenues	2,600	2,850	3,135	3,323	3,525
Other Local Revenue	7,800	8,000	8,240	8,734	9,250
Intergovernmental Revenue	----	----	----	----	----
--Federal Revenue Sharing	500	500	500	----	----
Other Federal Funding	3,000	3,000	3,000	3,000	3,000
--State Revenue Sharing	168	174	181	192	205
State-Shared Revenue	1,264	1,390	1,529	1,620	1,717
Other State Funding	380	380	390	410	425
--Other Intergovernmental Revenue	650	700	750	805	875
TOTAL	22,273	23,279	24,457	25,221	26,562
EXPENDITURES					
Public Safety (Police, Fire, Ambulance, Building Inspection)	5,010	5,521	5,858	6,210	6,580
Transportation (Streets, Transit, Airports, Parking, Bikeways, Lighting)	1,750	2,000	2,200	2,331	2,470
Sewer and Water	5,680	5,900	6,136	6,500	6,890
Land Use Planning	600	650	702	750	795
Parks and Recreation	1,870	1,900	1,980	2,100	2,225
Libraries	550	566	586	620	660
Social Services	150	175	192	205	220
Financial and General Administration	900	1,100	1,220	1,290	1,360
Debt Payments Principle and Interest	1,245	1,190	1,100	1,050	935
Other	4,518	4,277	4,483	4,665	4,427
TOTAL	22,273	23,279	24,457	25,721	26,562

Certification: I certify that this long-range fiscal projection was approved by the City Council of the City of Albany on Dec. 28, 1983.


 Mayor