

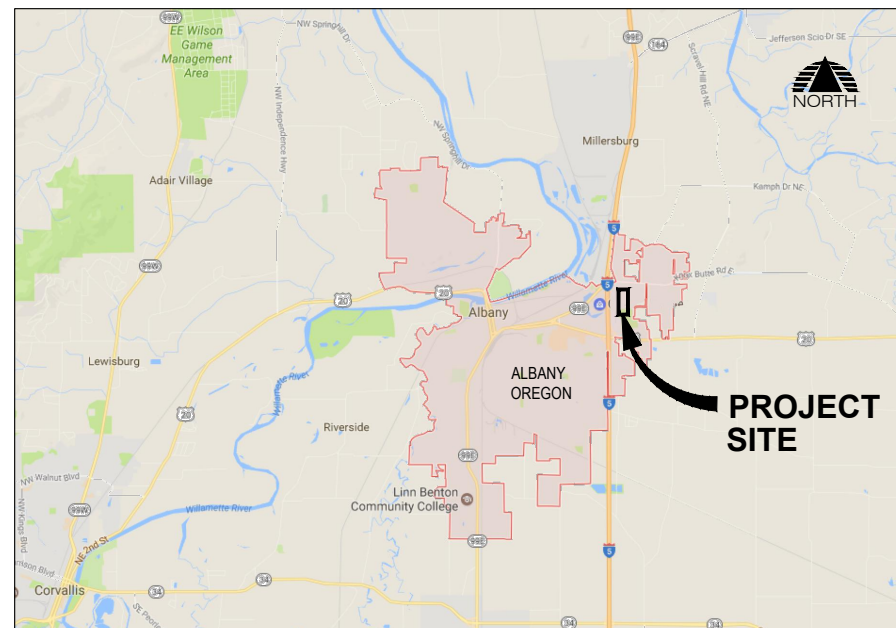
CITY OF ALBANY

ALBANY MUNICIPAL AIRPORT

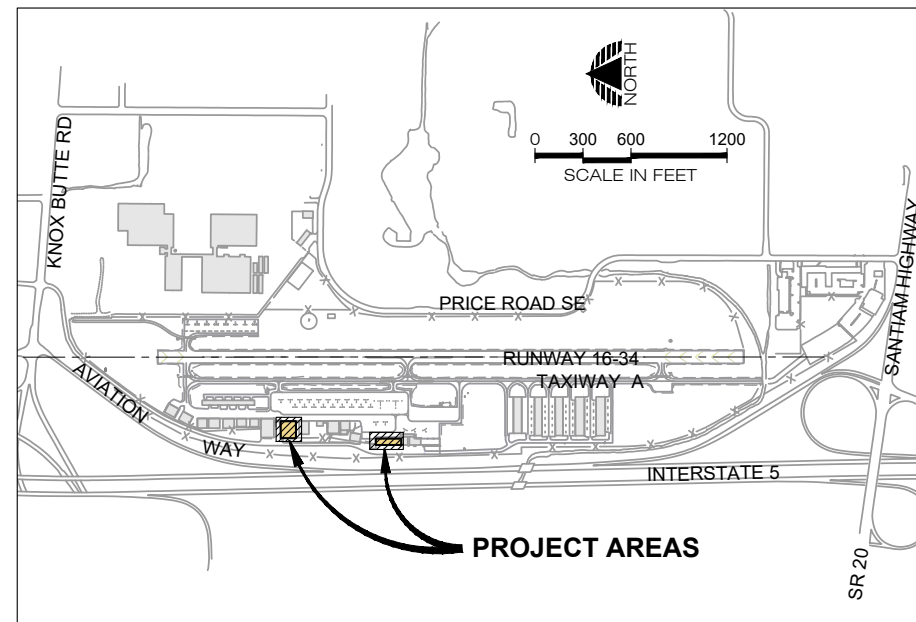
FBO BUILDING AND HISTORIC HANGAR REHABILITATION

AIP NO. 3-41-0001-021-2024

VICINITY MAP





PROJECT MAP



INDEX TO DRAWINGS

- 1 COVER SHEET
- 2 LEGEND AND BID SCHEDULE
- 3 SITE PLAN
- 4 EXISTING CONDITIONS
- 5 CONSTRUCTION PLAN - PROJECT SPECIFIC CRITICAL AREAS
- 6 CONSTRUCTION PLAN - PHASE 1
- 7 CONSTRUCTION PLAN - NOTES
- 8 FBO HANGAR IMPROVEMENTS
- 9 HISTORIC HANGAR IMPROVEMENTS

07/24/24 - 4:44pm - BFortenberry - P:\A\ALB008 Hangar Rehab\0400CAD\DWG\Sheets\ALB008-Cover.dwg

 PRECISION APPROACH ENGINEERING 5125 Southwest Hout Street Corvallis, OR 97333 541•754•0043		REVISIONS: _____ DATE APPD. _____ _____ _____ _____	DATE: JULY 2024 DESIGN: GWV DRAWN: JAW CHECKED: GWV REVISION NUMBER: 0 SCALE: AS SHOWN	ALBANY MUNICIPAL AIRPORT FBO BUILDING AND HISTORIC HANGAR REHABILITATION COVER SHEET PRECISION APPROACH ENGINEERING, INC. AIP NO. 3-41-0001-021-2024	PROJECT NUMBER: ALB008 SHEET NO. <div style="font-size: 2em; font-weight: bold; text-align: center;">1</div> OF 9

LEGEND

CIVIL SYMBOLS LEGEND

EXISTING	NEW	
		EDGE OF PAVEMENT
		EDGE OF GRAVEL
		CONTOUR
		DITCH FLOW LINE
		FENCE
		STORM DRAIN
		UNDER DRAIN
		CULVERT
		SANITARY SEWER
		WATER
		GAS
		TELEPHONE
		IRRIGATION
		SLOPE SYMBOL
		CATCH BASIN
		STORM DRAIN MANHOLE
		CLEANOUT
		CULVERT END STRUCTURE
		SURFACE FLOW DIRECTION
		SANITARY MANHOLE
		FIRE HYDRANT
		WATER METER
		WATER VAULT
		WATER VALVE
		IRRIGATION VALVE
		TIE DOWN
		SIGN
		SURVEY CONTROL POINT
		SURVEY FOUND MONUMENT
		BRASS CAP
		BENCHMARK
		AIRPORT BEACON
		SHRUBS
		TREES
		ABANDONED FEATURE LINE
		DEMO FEATURE LINES

ELECTRICAL LEGEND

EXISTING	NEW	
		HANDHOLE
		POWER VAULT
		DUCT MARKER
		JUNCTION CAN
		ELECTRICAL RISER
		RUNWAY EDGE LIGHT AND THRESHOLD LIGHT C = CLEAR R = RED G = GREEN Y = YELLOW O = OPAQUE
		RUNWAY LIGHT IN PAVEMENT (FLUSH MOUNT)
		REIL (RUNWAY END IDENTIFIER LIGHT)
		PAPI (PRECISION APPROACH PATH INDICATOR)
		TAXIWAY LIGHT (BLUE LENS)
		TAXIWAY LIGHT IN PAVEMENT (FLUSH MOUNT)
		RETROREFLECTIVE MARKER
		POWER CIRCUIT / OVERHEAD
		POWER UNDERGROUND
		POWER POLE
		GUY WIRE
		STREET LIGHT
		GUIDANCE SIGN

BASE BID SCHEDULE - AIP ELIGIBLE

BID ITEM NUMBER	DESCRIPTION	UNIT	ESTIMATED QUANTITY	CONSTRUCTION QUANTITY
1	Mobilization	LS	1	
2	Roof Membrane	SY	1,891	
3	FBO Building Roof Removal and Asbestos Abatement	SY	888	

ADDITIVE BID A SCHEDULE - AIP ELIGIBLE

BID ITEM NUMBER	DESCRIPTION	UNIT	ESTIMATED QUANTITY	CONSTRUCTION QUANTITY
A1	Electric Infrared Heater	EA	6	
A2	Gas Infrared Heater	EA	8	
A3	Miscellaneous Electrical Improvements	LS	1	
A4	Miscellaneous Gas Improvements	LS	1	

07/24/24 - 4:44pm - BFortenberry - P:\A\ALB008 Hangar Rehab\0400CAD\DWG\Sheets\ALB008-Cover.dwg



REVISIONS:	DATE	APPD.

DATE: JULY 2024
DESIGN: GWV
DRAWN: JAW
CHECKED: GWV
REVISION NUMBER: 0
SCALE: AS SHOWN

ALBANY MUNICIPAL AIRPORT
FBO BUILDING AND HISTORIC HANGAR REHABILITATION

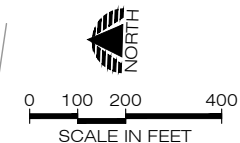
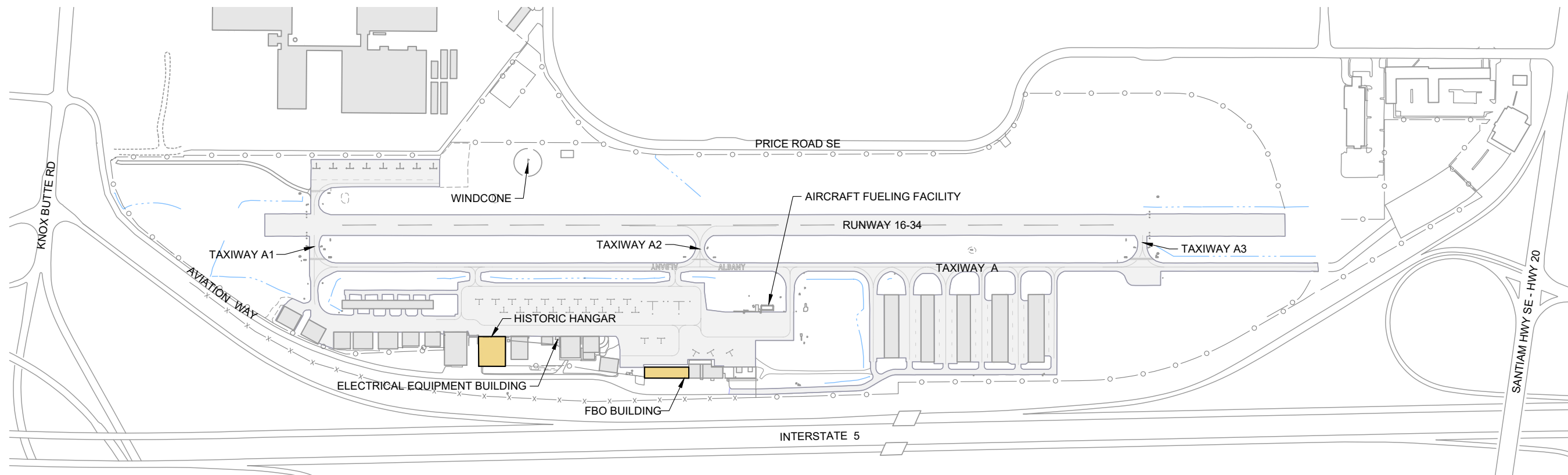
LEGEND AND BID SCHEDULE

PRECISION APPROACH ENGINEERING, INC.
AIP NO. 3-41-0001-021-2024

PROJECT NUMBER:
ALB008

SHEET NO.
2

OF **9**



EROSION AND SEDIMENT CONTROL NOTES:

1. THE CONTRACTOR IS RESPONSIBLE FOR ALL MEASURES REQUIRED BY THE CONTRACTORS MEANS AND METHODS OF CONSTRUCTION TO CONTROL EROSION AND SEDIMENT AT THE CONSTRUCTION SITE. IT IS THE CONTRACTORS RESPONSIBILITY TO PREVENT A VIOLATION OF SURFACE WATER QUALITY, GROUND WATER QUALITY, OR SEDIMENT MANAGEMENT STANDARDS. THE CONTRACTOR SHALL COMPLY WITH ALL APPLICABLE FEDERAL, STATE, AND LOCAL LAWS, ORDINANCES AND STANDARDS.
2. PUBLIC RIGHT-OF-WAY AND AIRCRAFT OPERATIONS AREAS SHALL BE KEPT IN A CLEAN AND SERVICEABLE CONDITION AT ALL TIMES. IN THE EVENT MATERIALS ARE INADVERTENTLY DEPOSITED ON ROADWAYS, TAXIWAYS, TAXILANES OR APRONS THE MATERIAL SHALL BE PROMPTLY REMOVED.
3. CONTRACTOR SHALL USE ALL MEANS NECESSARY TO MINIMIZE DUST DURING CONSTRUCTION. IF THE ENGINEER REQUESTS DUST CONTROL, THE CONTRACTOR SHALL COMPLY IMMEDIATELY.

CONSTRUCTION SCHEDULE:

1. THE CONTRACTOR SHALL PREPARE AND SUBMIT A "CONSTRUCTION SAFETY PLAN COMPLIANCE DOCUMENT" AND "CONSTRUCTION SCHEDULE" TO THE ENGINEER AND OWNER FOR REVIEW A MINIMUM OF 10 DAYS PRIOR TO STARTING CONSTRUCTION OR PRIOR TO THE PRE-CONSTRUCTION CONFERENCE, WHICHEVER OCCURS EARLIER. THE PLAN MUST BE ACCEPTABLE TO THE OWNER PRIOR TO BEGINNING WORK.
2. THE CONSTRUCTION SCHEDULE SHALL BE REVISED ANY TIME AN ELEMENT OF WORK DOES NOT COINCIDE WITH THE INITIAL TIME LINE PRESENTED OR IF REQUESTED BY THE ENGINEER OR OWNER.

GENERAL NOTES:

1. THE CONTRACTOR'S ATTENTION IS DIRECTED TO THE GENERAL CONTRACT PROVISIONS, TECHNICAL SPECIFICATIONS AND CONSTRUCTION SAFETY AND PHASING PLAN SECTIONS OF THE CONTRACT DOCUMENT FOR REQUIREMENTS RELATING TO CONSTRUCTION SAFETY, LAYOUT WORK AND OTHER CONTRACT PROVISIONS.
2. THE CONTRACTOR, ENGINEER, OWNER, AND OTHER INVITED REPRESENTATIVES OR GUESTS WILL CONDUCT A PRE-CONSTRUCTION MEETING PRIOR TO BEGINNING CONSTRUCTION IN ORDER TO DISCUSS PROJECT SCHEDULE, CONSTRUCTION REQUIREMENTS, AIRFIELD IMPACTS, AND OTHER AGENDA ITEMS RELATED TO THE PROJECT.
3. THE CONTRACTOR SHALL OBTAIN AND THE OWNER WILL PAY FOR ANY PERMITS, FEES, OR CHARGES NECESSARY TO COMPLETE THIS PROJECT.
4. THE CONTRACTOR SHALL BE RESPONSIBLE TO LOCATE AND PROTECT ALL UTILITIES DURING THIS PROJECT. THE CONTRACTOR SHALL BE RESPONSIBLE FOR CALLING THE UTILITY NOTIFICATION CENTER TO LOCATE PUBLIC UTILITIES AND FOR ANY ADDITIONAL UTILITY LOCATES INCLUDING HIRING A PRIVATE LOCATE SERVICE IF REQUIRED. ANY UTILITIES DAMAGED IN CONJUNCTION WITH THE CONSTRUCTION ACTIVITIES SHALL BE REPLACED AND/OR REPAIRED BY THE CONTRACTOR AS APPROVED BY THE OWNER.
5. ALL HAUL ROUTES SHALL BE MAINTAINED DURING CONSTRUCTION AND SHALL BE RESTORED TO ORIGINAL CONDITION BY THE CONTRACTOR UPON COMPLETION OF THE PROJECT. VERIFY CONDITION WITH OWNER PRIOR TO CONSTRUCTION.
6. LIMITS OF WORK SHOWN ON THIS SHEET ARE APPROXIMATE AND SHOW GENERAL AREAS OF WORK. SEE SPECIFIC SHEETS FOR ACTUAL LIMITS OF WORK.

PROJECT FUNDING:

1. EXECUTION OF ALL WORK IN THIS CONTRACT IS CONTINGENT UPON THE CITY OF ALBANY'S RECEIPT OF FEDERAL FUNDS. THESE FUNDS WILL NOT BE ASSURED UNTIL A GRANT IS EXECUTED BETWEEN THE FAA AND THE CITY OF ALBANY AFTER THE CONTRACT BID OPENING. GRANT EXECUTION IS EXPECTED TO OCCUR IN THE SUMMER OF 2024. OWNER SHALL HAVE THE FINAL AUTHORITY REGARDING START DATE OF CONSTRUCTION.

CONTRACTOR'S SUPERINTENDENT AND SAFETY OFFICER:

1. THE CONTRACTOR SHALL HAVE A FULL TIME SUPERINTENDENT ON THE PROJECT SITE ANY TIME WORK IS BEING ACCOMPLISHED. THIS INCLUDES WORK BEING PERFORMED BY SUBCONTRACTORS OR SERVICE PROVIDERS UNLESS OTHERWISE APPROVED BY THE OWNER.
2. THE CONTRACTOR SHALL ASSIGN ONE PERSON TO BE THE SAFETY OFFICER DURING THE PROJECT. THE SAFETY OFFICER SHALL BE ONSITE AT ALL TIMES WHEN WORK IS OCCURRING UNLESS OTHERWISE APPROVED BY THE OWNER. THE SAFETY OFFICER SHALL BE RESPONSIBLE FOR THE EDUCATION AND TRAINING OF ALL PERSONNEL WHO WILL ACCESS AIRPORT PROPERTY. THE OFFICER SHALL MAINTAIN RECORDS INDICATING THAT PERSONNEL HAVE BEEN TRAINED AND ARE FAMILIAR WITH SAFETY RULES AND REGULATIONS RELATED TO OPERATIONS AT THE AIRPORT DURING CONSTRUCTION. PERSONNEL WHO VIOLATE SAFETY REQUIREMENTS MAY BE REMOVED FROM THE PROJECT AT THE DISCRETION OF THE OWNER. THE SAFETY OFFICER SHALL ALSO BE RESPONSIBLE FOR FOREIGN OBJECT DEBRIS (FOD) MANAGEMENT. SEE CONSTRUCTION SAFETY AND PHASING PLAN FOR ADDITIONAL REQUIREMENTS.
3. THE CONTRACTOR'S SUPERINTENDENT AND SAFETY OFFICER SHALL ATTEND THE WEEKLY CONSTRUCTION MEETING.

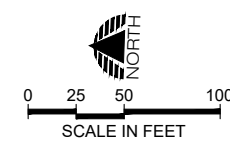
WEEKLY CONSTRUCTION MEETING:

1. THE CONTRACTOR, ENGINEER, RPR, OWNER, OWNER'S REPRESENTATIVE AND OTHER INVITED REPRESENTATIVES OR GUESTS WILL CONDUCT A WEEKLY CONSTRUCTION MEETING IN ORDER TO DISCUSS ACTIVITIES ON THE PROJECT. THE MEETING SHALL BE USED TO DISCUSS CONSTRUCTION ISSUES, PROJECT SCHEDULE, AND AIRPORT OPERATIONS DURING CONSTRUCTION AND OTHER AGENDA ITEMS RELATED TO THE PROJECT. SPECIFIC ACTIVITIES ANTICIPATED FOR THE FOLLOWING WEEK SHALL BE DISCUSSED. A TWO WEEK LOOK AHEAD SHALL ALSO BE PROVIDED.



07/24/24 - 4:44pm - BFortenberry - P:\A\ALB008 Hangar Rehab\0400CAD\DWG\Sheets\ALB008-SitePlan.dwg

 PRECISION APPROACH ENGINEERING 5125 Southwest Hout Street Corvallis, OR 97333 541•754•0043	 REGISTERED PROFESSIONAL ENGINEER 72693PE DIGITALLY SIGNED OREGON JUNE 14, 2017 GEOFF W. VAUGHN EXPIRES 6/30/2026	REVISIONS: _____ DATE APPD. _____ _____ _____ _____	DATE: JULY 2024 DESIGN: GWV DRAWN: JAW CHECKED: GWV REVISION NUMBER: 0 SCALE: AS SHOWN	ALBANY MUNICIPAL AIRPORT FBO BUILDING AND HISTORIC HANGAR REHABILITATION SITE PLAN PRECISION APPROACH ENGINEERING, INC. AIP NO. 3-41-0001-021-2024	PROJECT NUMBER: ALB008 SHEET NO. 3 OF 9
--	--	--	---	---	--



AIRFIELD CRITICAL AREAS LEGEND

- RSA --- RSA RUNWAY SAFETY AREA (RSA)
- OFZ-ROFZ --- OFZ-ROFZ RUNWAY OBJECT FREE AREA (OFA) AND RUNWAY OBSTACLE FREE ZONE (ROFZ)
- TSA --- TSA TAXIWAY SAFETY AREA (TSA)
- TOFA --- TOFA TAXIWAY OBJECT FREE AREA (TOFA)



07/24/24 - 4:45pm - BFortenberry - P:\AVALB008 Hangar Rehab\0400CAD\DWGS\Sheets\ALB008-Phasing.dwg

PRECISION APPROACH
ENGINEERING
5125 Southwest Hout Street
Corvallis, OR 97333
541•754•0043

REGISTERED PROFESSIONAL ENGINEER
72693PE
OREGON
DIGITALLY SIGNED
JUNE 14, 2007
GEOFF W. VAUGHN
EXPIRES 6/30/2026

REVISIONS:	DATE	APPD.

DATE:	JULY 2024
DESIGN:	GWV
DRAWN:	JAW
CHECKED:	GWV
REVISION NUMBER:	0
SCALE:	AS SHOWN

ALBANY MUNICIPAL AIRPORT
FBO BUILDING AND HISTORIC HANGAR REHABILITATION

CONSTRUCTION PLAN - PROJECT SPECIFIC CRITICAL AREAS

PRECISION APPROACH ENGINEERING, INC.
AIP NO. 3-41-0001-021-2024

PROJECT NUMBER:	ALB008
SHEET NO.	5
OF	9

PROJECT CONSTRUCTION TIME

WORK ELEMENTS TO COINCIDE WITH CLOSURE AREAS IDENTIFIED IN CONSTRUCTION PLANS
 ALL ELEMENTS OF WORK TO BE COMPLETED WITHIN THE TOTAL PROJECT CALENDAR DAY COUNT.

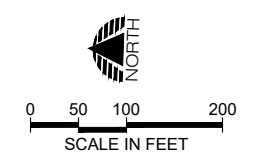
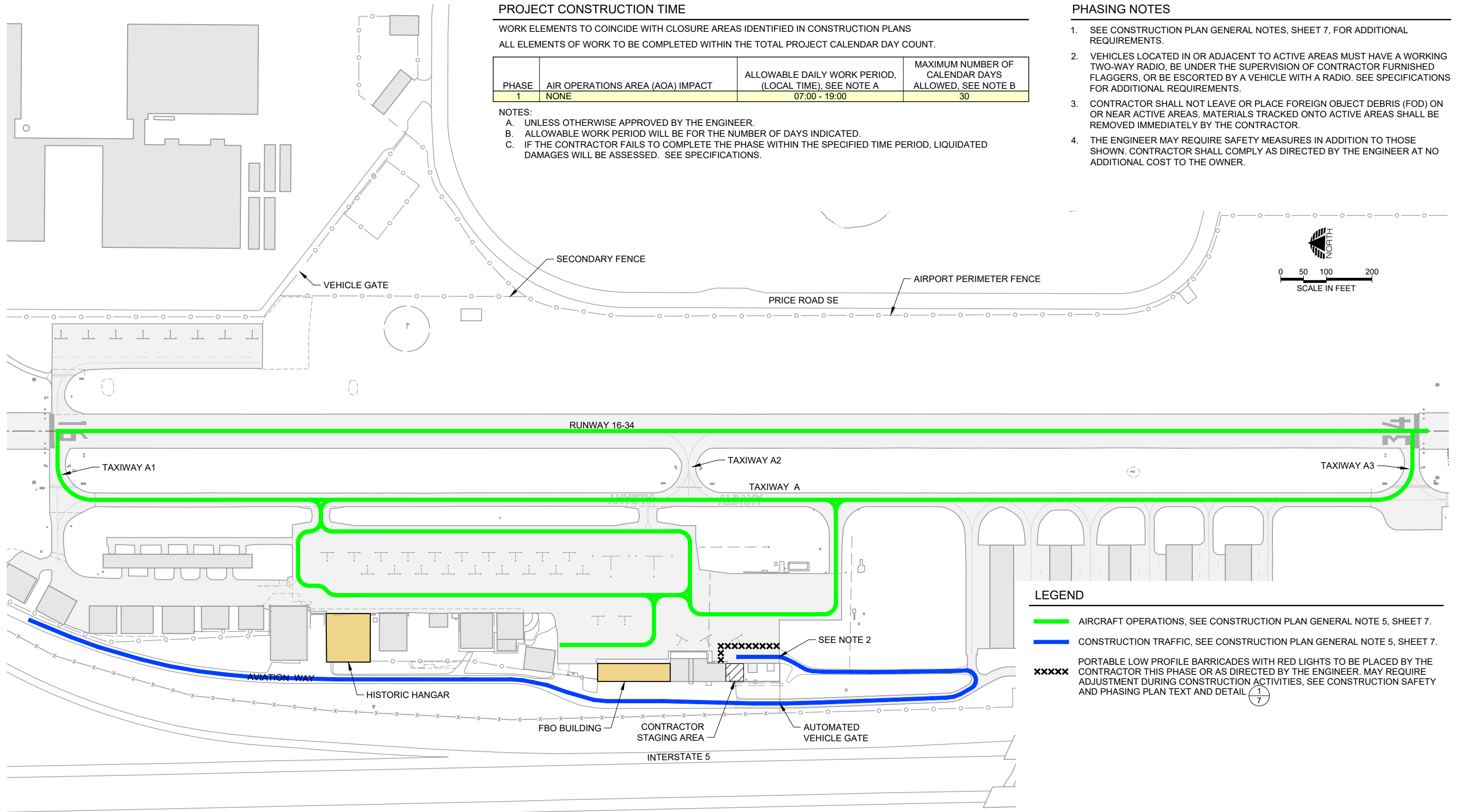
PHASE	AIR OPERATIONS AREA (AOA) IMPACT	ALLOWABLE DAILY WORK PERIOD, (LOCAL TIME), SEE NOTE A	MAXIMUM NUMBER OF CALENDAR DAYS ALLOWED, SEE NOTE B
1	NONE	07:00 - 19:00	30

NOTES:

- A. UNLESS OTHERWISE APPROVED BY THE ENGINEER.
- B. ALLOWABLE WORK PERIOD WILL BE FOR THE NUMBER OF DAYS INDICATED.
- C. IF THE CONTRACTOR FAILS TO COMPLETE THE PHASE WITHIN THE SPECIFIED TIME PERIOD, LIQUIDATED DAMAGES WILL BE ASSESSED. SEE SPECIFICATIONS.

PHASING NOTES



1. SEE CONSTRUCTION PLAN GENERAL NOTES, SHEET 7, FOR ADDITIONAL REQUIREMENTS.
2. VEHICLES LOCATED IN OR ADJACENT TO ACTIVE AREAS MUST HAVE A WORKING TWO-WAY RADIO, BE UNDER THE SUPERVISION OF CONTRACTOR FURNISHED FLAGGERS, OR BE ESCORTED BY A VEHICLE WITH A RADIO. SEE SPECIFICATIONS FOR ADDITIONAL REQUIREMENTS.
3. CONTRACTOR SHALL NOT LEAVE OR PLACE FOREIGN OBJECT DEBRIS (FOD) ON OR NEAR ACTIVE AREAS. MATERIALS TRACKED ONTO ACTIVE AREAS SHALL BE REMOVED IMMEDIATELY BY THE CONTRACTOR.
4. THE ENGINEER MAY REQUIRE SAFETY MEASURES IN ADDITION TO THOSE SHOWN. CONTRACTOR SHALL COMPLY AS DIRECTED BY THE ENGINEER AT NO ADDITIONAL COST TO THE OWNER.



LEGEND

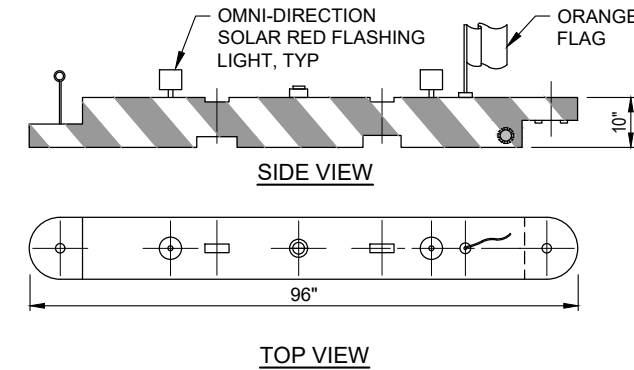
- AIRCRAFT OPERATIONS, SEE CONSTRUCTION PLAN GENERAL NOTE 5, SHEET 7.
- CONSTRUCTION TRAFFIC, SEE CONSTRUCTION PLAN GENERAL NOTE 5, SHEET 7.
- XXXXXX PORTABLE LOW PROFILE BARRICADES WITH RED LIGHTS TO BE PLACED BY THE CONTRACTOR THIS PHASE OR AS DIRECTED BY THE ENGINEER. MAY REQUIRE ADJUSTMENT DURING CONSTRUCTION ACTIVITIES, SEE CONSTRUCTION SAFETY AND PHASING PLAN TEXT AND DETAIL (1/7)

07/24/24 - 4:45pm - BFortenberry - P:\A\ALB008 Hangar Rehab\0400CAD\DWGS\Sheets\ALB008-Phasing.dwg

 5125 Southwest Hout Street Corvallis, OR 97333 541•754•0043		REVISIONS:	DATE	APPD.	DATE: JULY 2024	ALBANY MUNICIPAL AIRPORT FBO BUILDING AND HISTORIC HANGAR REHABILITATION CONSTRUCTION PLAN - PHASE 1 PRECISION APPROACH ENGINEERING, INC. AIP NO. 3-41-0001-021-2024	PROJECT NUMBER: ALB008
					DESIGN: GWV DRAWN: JAW CHECKED: GWV REVISION NUMBER: 0		SHEET NO. 6 OF 9

CONSTRUCTION PLAN GENERAL NOTES

1. AIRPORT AND AIR OPERATIONS AREAS (AOAS) TO REMAIN OPEN TO AIRCRAFT OPERATIONS DURING ENTIRE COURSE OF WORK. SEE SPECIFICATIONS AND CONSTRUCTION SAFETY AND PHASING PLAN (CSPP) TEXT FOR ADDITIONAL REQUIREMENTS.
2. AIRCRAFT ACCESS TO THE APRON AREAS AND HANGARS TO BE MAINTAINED AT ALL TIMES.
3. THE CONTRACTOR SHALL PROVIDE SUFFICIENT LEAD TIME FOR REQUIRED NOTIFICATIONS WITH PROJECT STAKEHOLDERS AND THE FEDERAL AVIATION ADMINISTRATION. THIS WILL REQUIRE SUBMITTAL OF A PRELIMINARY SCHEDULE TO INCLUDE START DATES FOR INDIVIDUAL PHASES WITHIN 10 CALENDAR DAYS AFTER NOTICE OF CONTRACT AWARD. A REVISED "CONSTRUCTION SCHEDULE" WILL BE PREPARED IN CONJUNCTION WITH THE PRE-CONSTRUCTION MEETING.
4. BARRICADES, LIGHTS, AND OTHER CONSTRUCTION CONTROL DEVICES FURNISHED, PLACED, AND MAINTAINED BY THE CONTRACTOR SHALL BE PROVIDED AT VARIOUS LOCATIONS, AS NECESSARY TO ADEQUATELY SEPARATE CONSTRUCTION ACTIVITIES FROM THE AOA. BARRICADES SHOWN ON THE DRAWINGS ARE FOR REFERENCE AND THE NUMBER AND LOCATION OF BARRICADES MAY CHANGE TO MEET SAFETY REQUIREMENTS.
5. WORK AREAS SHOWN IN PHASING PLANS ARE APPROXIMATE. SEE APPROPRIATE DRAWINGS FOR SPECIFIC WORK LIMITS. AIRCRAFT OPERATIONS ROUTES SHOWN ARE APPROXIMATE AND ARE NOT LIMITED TO LOCATIONS SHOWN. CONTRACTOR SHALL REMAIN CLEAR OF AIRCRAFT OPERATIONS AT ALL TIMES.
6. CONTRACTOR SHALL NOT BLOCK VEHICLE ACCESS ROADS OR GATES AT ANY TIME.
7. LOCATION OF THE CONTRACTOR'S STAGING AREAS ARE APPROXIMATE. VERIFY LIMITS AND LOCATIONS WITH ENGINEER PRIOR TO MOBILIZATION.
8. ALL VEHICLES NOT ESSENTIAL FOR CONSTRUCTION, INCLUDING CONTRACTOR-EMPLOYEE VEHICLES SHALL REMAIN OUTSIDE OF AIR OPERATIONS AREA.
9. ALL PORTIONS OF WORK NOT COVERED BY PAYMENT UNDER A SPECIFIC BID ITEM OR LISTED AS INCIDENTAL TO A BID ITEM SHALL BE CONSIDERED INCIDENTAL TO THE MOBILIZATION BID ITEM.
10. THE CONTRACTOR SHALL USE AND MONITOR THE AIRPORT'S COMMON TRAFFIC ADVISORY FREQUENCY (CTAF), 122.725 MHZ. SEE CSPP TEXT FOR ADDITIONAL REQUIREMENTS.
11. ALL CONSTRUCTION VEHICLES MUST BE CLEARLY MARKED WITH THE COMPANY LOGO AT ALL TIMES.
12. AIRFIELD LIGHTING TO BE OPERATIONAL AT ALL TIMES FROM SUNSET TO SUNRISE FOR AREAS OPEN TO AIRCRAFT OPERATIONS.





NOTES:

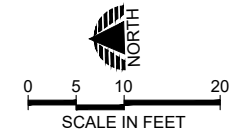
1. PROVIDE BARRICADE CAPABLE OF BEING FILLED WITH WATER OR SAND. IF ALTERNATE METHOD OF ANCHORING IS USED IT SHALL NOT CAUSE DAMAGE TO PAVEMENT.
2. BARRICADE TO BE CAPABLE OF BEING DEPLOYED BY ONE PERSON WHEN EMPTY.
3. CONTRACTOR SHALL MAINTAIN ALL LIGHTS IN WORKING ORDER FOR THE DURATION OF THE PROJECT. CONTRACTOR SHALL REPLACE FLAGS AS NECESSARY OR AS DIRECTED BY THE ENGINEER DUE TO DETERIORATION.
4. BARRICADES TO BE PROVIDED BY THE CONTRACTOR ARE INCIDENTAL TO THE MOBILIZATION BID ITEM AND ARE PROPERTY OF THE CONTRACTOR UPON COMPLETION OF THE PROJECT.
5. NO CONSTRUCTION SHALL BEGIN UNTIL BARRICADES HAVE BEEN PLACED AND APPROVED BY THE ENGINEER.

PORTABLE PLASTIC BARRICADE DETAIL
NTS

1
7

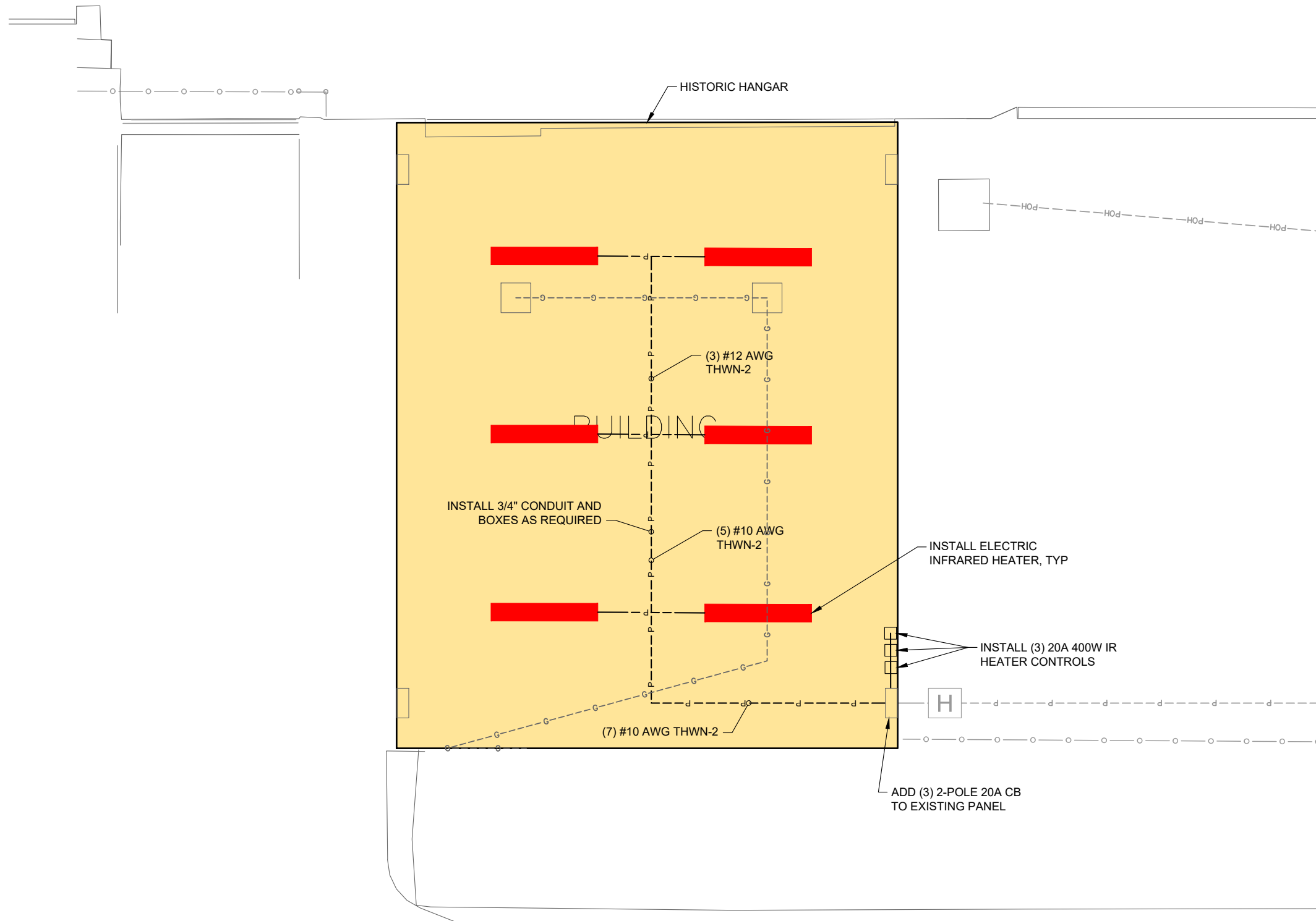
07/24/24 - 4:45pm - BFortenberry - P:\AVALB008 Hangar Rehab\0400CAD\DWG\Sheets\ALB008-Phasing-Notes.dwg

 PRECISION APPROACH ENGINEERING 5125 Southwest Hout Street Corvallis, OR 97333 541•754•0043			DATE: JULY 2024	ALBANY MUNICIPAL AIRPORT FBO BUILDING AND HISTORIC HANGAR REHABILITATION CONSTRUCTION PLAN - NOTES PRECISION APPROACH ENGINEERING, INC. AIP NO. 3-41-0001-021-2024	PROJECT NUMBER: ALB008
			DESIGN: GWV DRAWN: JAW CHECKED: GWV REVISION NUMBER: 0		SHEET NO. 7
REVISIONS: _____ DATE APPD. _____			SCALE: AS SHOWN	OF 9	



LEGEND

ROOF MEMBRANE INSTALLATION



NOTES

1. VERIFY EXISTING SITE CONDITIONS PRIOR TO PERFORMING WORK. ANY DISCREPANCIES SHALL BE BROUGHT TO THE ATTENTION OF THE OWNER AND ENGINEER PRIOR TO INSTALLATION.
2. CONTRACTOR SHALL PROVIDE SUBMITTALS ON ALL ITEMS TO BE INSTALLED TO THE ENGINEER FOR REVIEW PRIOR TO ORDER, PURCHASE, AND INSTALLATION.
3. ALL WORK SHALL COMPLY WITH APPLICABLE LOCAL AND STATE CODES AND ORDINANCES, AS WELL AS CURRENT STANDARDS, CODES, AND PRACTICES AS REQUIRED BY THE NEC, NEMA, ANSI, NFPA, IBC, UL, AND IEEE.
4. EXISTING GAS HEATERS AND ASSOCIATED APPURTENANCES WILL BE REMOVED AND DISPOSED OF OFFSITE BY THE CONTRACTOR.
5. ALL PIPING, CONDUIT, VENTS, ETC. EXTENDING THROUGH EXTERIOR WALLS AND/OR ROOF SHALL BE FLASHED AND COUNTER FLASHED IN A WATERPROOF MANNER.
6. VERIFY THE EXACT LOCATION AND ELEVATION OF ALL EQUIPMENT PRIOR TO ROUGH-IN. FINAL CONNECTIONS SHALL BE PER MANUFACTURERS APPROVED WIRING DIAGRAMS, DETAILS, AND INSTRUCTIONS. CONTRACTOR SHALL PROVIDE MATERIALS AND EQUIPMENT COMPATIBLE WITH EQUIPMENT ACTUALLY SUPPLIED.
7. CONTRACTOR SHALL FURNISH AND INSTALL ALL SUPPORTING ANGLES AND EXTRA SUPPORT BEAMS AS NECESSARY FOR NEW HEATER INSTALLATIONS.
8. ANY POWER OUTAGE OF ANY CIRCUIT SHALL BE APPROVED BY THE OWNER A MINIMUM OF TWO WEEKS PRIOR TO OUTAGE.
9. PROVIDE IDENTIFICATION LABELS ON ALL EQUIPMENT, PIPING, VALVES, CONTROLS, ETC. TO MATCH EXISTING BUILDING LABELING, VERIFY WITH OWNER AND ENGINEER.
10. CONTRACTOR SHALL SUBMIT OPERATION AND MAINTENANCE MANUALS TO THE OWNER FOR ALL WORK ITEMS AT THE CONCLUSION OF THE PROJECT.
11. CONTRACTOR SHALL REMOVE ALL EXISTING ROOFING LAYERS ON THE HANGAR PORTION OF THE FBO BUILDING PRIOR TO INSTALLATION OF NEW INSULATION AND ROOF MEMBRANE. THE BOTTOM TWO ROOFING LAYERS CONTAIN ASBESTOS AND REQUIRE REMOVAL AND DISPOSAL BY A LICENSED ASBESTOS ABATEMENT CONTRACTOR. THE ASBESTOS ABATEMENT CONTRACTOR SHALL BE LICENSED TO PERFORM THIS TYPE OF WORK BY THE STATE OF OREGON DEPARTMENT OF ENVIRONMENTAL QUALITY. THE REMOVAL AND DISPOSAL OF ALL ROOFING MATERIAL SHALL BE PAID UNDER THE FBO BUILDING ROOF REMOVAL AND ASBESTOS ABATEMENT BID ITEM.

07/24/24 - 4:45pm - BFortenberry - P:\VALB008-Hangar Rehab\0400CAD\DWG\Sheets\ALB008-HangarLAYOUT.dwg

PRINT IN COLOR

THIS DRAWING IS INTENDED TO BE PRINTED IN COLOR. PRINTING IN BLACK AND WHITE MAY REDUCE READABILITY AND ALTER ENTITY DEFINITION OR REPRESENTATION.

PRECISION APPROACH
ENGINEERING
5125 Southwest Hout Street
Corvallis, OR 97333
541•754•0043



REVISIONS:	DATE	APPD.

DATE: JULY 2024
DESIGN: GWV
DRAWN: JAW
CHECKED: GWV
REVISION NUMBER: 0
SCALE: AS SHOWN

ALBANY MUNICIPAL AIRPORT
FBO BUILDING AND HISTORIC HANGAR REHABILITATION

HISTORIC HANGAR IMPROVEMENTS

PRECISION APPROACH ENGINEERING, INC.
AIP NO. 3-41-0001-021-2024

PROJECT NUMBER:
ALB008

SHEET NO.
9

OF **9**